

# What could AEOS Video do for you?

## User-friendly

We developed the AEOS Video application to be easy for everyone to use. All tasks are straightforward, so the learning curve is minimised and effectiveness is maximised. Our clean, focused surveillance interface gives great clarity. Operational elements are only presented when and where you need them, so there are no unnecessary distractions on-screen. You'll have a clear overview and the ability to take action quickly and effectively.

## Cost-effective

Being based on open standards, AEOS enables you to leverage your previous investments. You can use any type of camera that complies with ONVIF standards. So you can choose cameras best suited to your company's security policy, desired functionality, quality and price. You can even continue using the cameras you already have installed. And the same applies to your current infrastructure and generic storage.

## Flexible

AEOS Video allows you to expand your surveillance limitlessly as you can use as many cameras as you like with it. There are also no limits on the amount of footage you can store or the number of storage devices you use either. And you don't need to buy a new licence if you want to add more cameras or storage. Plus, you can allow an unlimited number of people to watch your footage wherever in the world they are.

**Curious what AEOS Video can do for you? We'd love to give you a demo, so why not get in touch and we'll set something up?**

[info@nedapsecurity.com](mailto:info@nedapsecurity.com)  
[www.nedapsecurity.com](http://www.nedapsecurity.com)

Security solutions

# AEOS Video

**Always in control**



Security Management

  
technology that matters

# Always in control

As a business, you need to protect your people, property, intellectual assets and reputation. You need to be in control of everything that happens in your organisation. Here's how AEOS Video enables you to do this via constant monitoring of your premises.

## Endless possibilities for protecting your business

AEOS Video provides reliable, relevant footage so no detail goes unnoticed. And with the clearest, most user-friendly web application for video monitoring, it makes keeping a watchful eye easy, with no information overload.

Because AEOS Video is based on open standards, it's straightforward to implement in any business environment. You can use any type of camera or storage. And you can set up an unlimited number of cameras, allow an unlimited number of people to view the footage from anywhere with an internet connection and store an unlimited number of recordings. In addition, you can manage access control and intrusion detection on the same AEOS security management platform as AEOS Video. The possibilities for protecting your business are endless.

## One platform for all your security needs

AEOS, developed by Nedap, is unique in the security industry. It's the first security management platform that can manage video, access control and intrusion detection at controller level. The controller's software determines the functionality and you can easily reconfigure it as and when your needs change.

You can use AEOS Video as a standalone tool. But when used as part of our integrated security management platform it enriches the information provided by access control and intrusion detection, and vice versa. You get maximum control and protection of your premises and benefit from the unlimited scalability and extreme controllability that AEOS offers.



# AEOS Surveillance

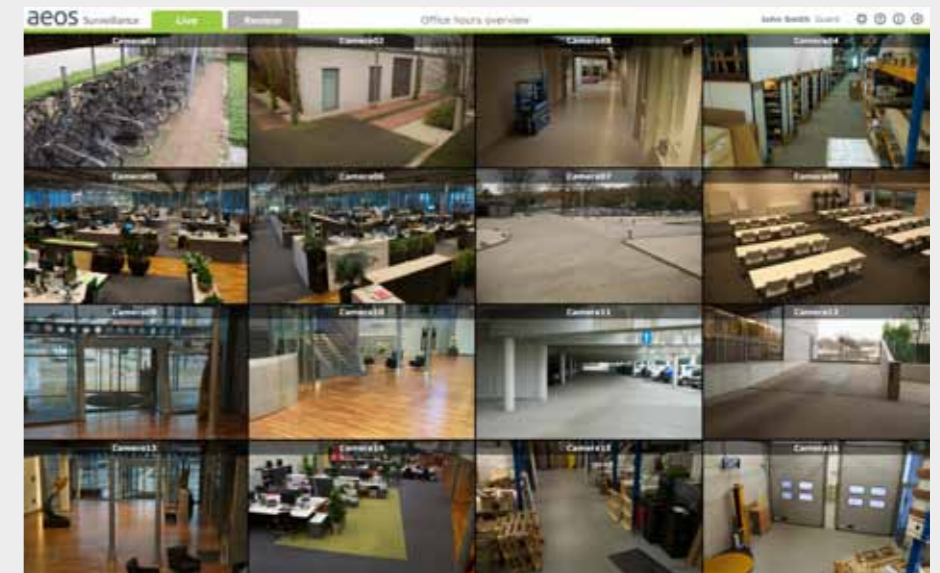
Clean and focused

## Excellent clarity for improved performance

We understand that it's hard to stay in control when you're presented with lots of information. So our surveillance web application gives you a clear overview at all times, enabling you to concentrate on the footage. Because you're only given operational tools when and where you need them, your screen is maximised for viewing footage, and the application is very simple to use. This clarity reduces the chance of mistakes while increasing your responsiveness and security levels.

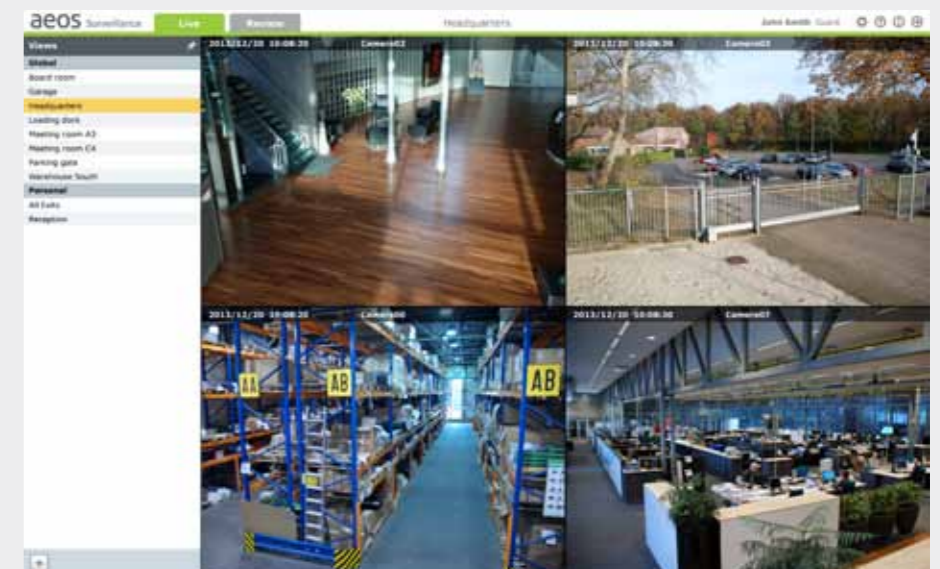
### Surveillance application

The AEOS Surveillance application is very simple to operate. It gives you more clarity and control and ensures you can easily maintain a detailed overview at all times.



### Sliding panels


Sliding panels enable you to hide the controls when you don't need them, while still keeping them readily available. A simple mouse movement brings them to the foreground, so your workflow's not interrupted in calling them up. And if there are tools you use often, you can pin them down so they're constantly in view.





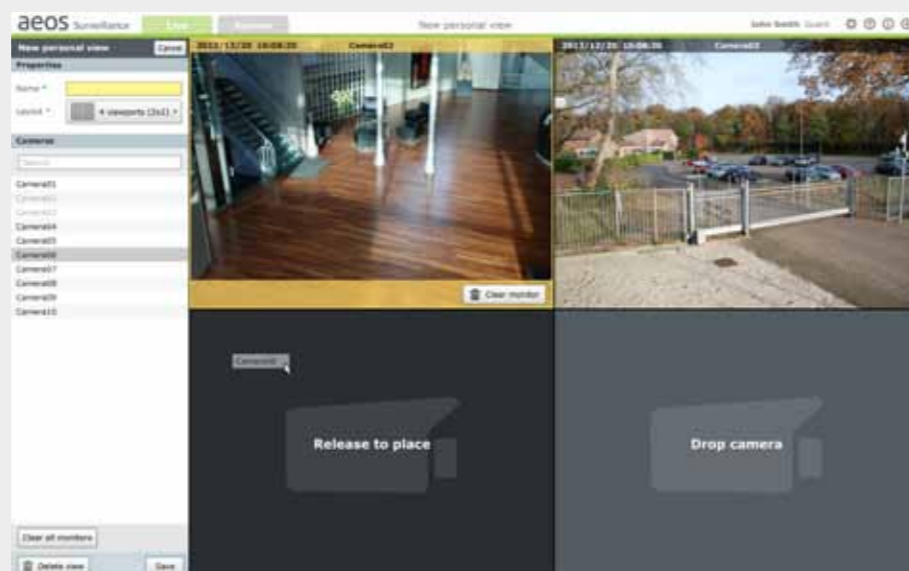
### Localised controls

Controls relating to specific elements of the screen are only shown when you need them. This makes it clear what the controls do and what they relate to, and helps keep your screen free from clutter.



### Global and personal views

You can combine camera feeds in global and personal views using predefined layouts. To ensure all system operators have control of the most important images, the central administrator makes global views available. Then, depending on authorisations, each system operator can create a personalised working environment by adding views via an intuitive drag-and-drop interface.



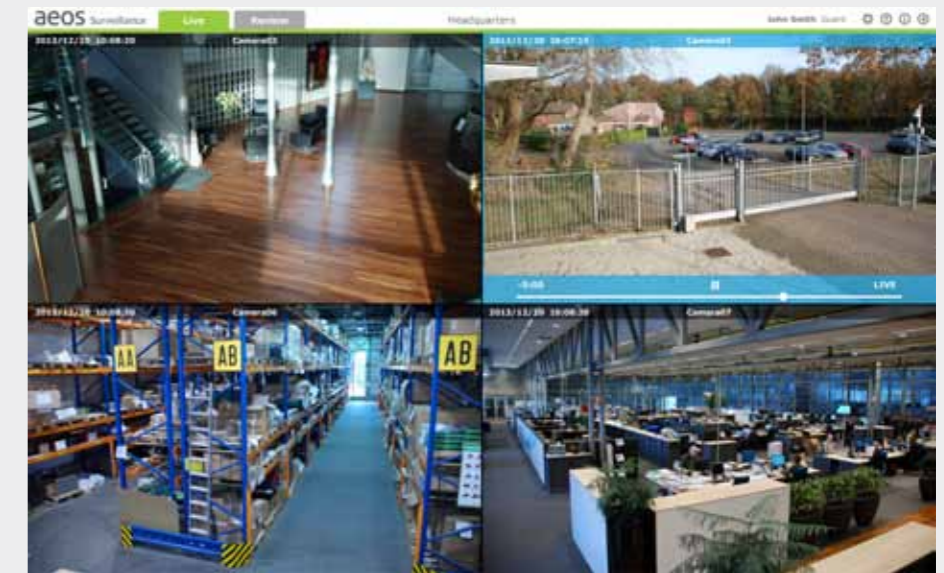
## React quickly and effectively

AEOS allows you to interpret events captured by your cameras quickly and accurately. When an event occurs, you can immediately retrieve the footage leading up to it to get an insight into what happened, without losing sight of the live footage.

Video is managed on the same platform as access control and intrusion detection. So it's easy to find relevant footage when an alarm occurs or an event is logged. Video enriches the information you receive, giving you the context to make accurate decisions and act instantly.

### Quick review

The quick review mode allows you to view footage from a pre-set time period, without losing sight of the current situation. The view presented is what's happening now. You can then use one of the viewports to scan backwards and interpret what happened previously.



### Graphical Alarm handler

Video gives you the context to fully assess the situation and respond promptly when an event happens. If, for example, an intrusion alarm occurs, you can immediately see where the alarm was triggered via the AEOS Graphical Alarm Handler and it shows the relevant footage to enable you to instantly work out what happened and react quickly.





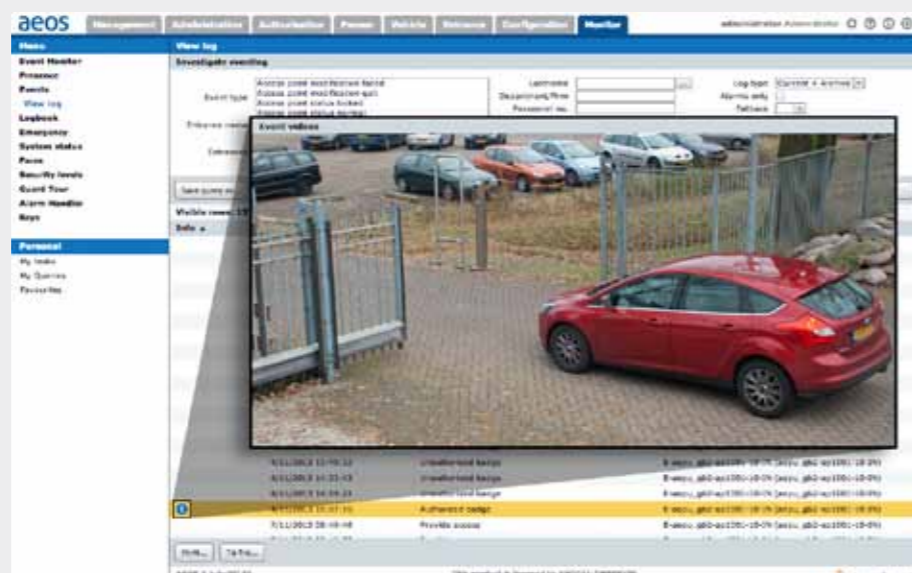
**Event based PTZ responses**

Using AEOS, you can set your PTZ camera to automatically pan, tilt or zoom in a predefined manner, depending on the type of event or motion that triggers it. So whoever's monitoring the incident will always have relevant, detailed images – even if they don't have direct control of the camera.



**Video via events**

If someone presents an unauthorised badge, you can click on an event in your event monitor to see footage from relevant cameras. If an event needs extra attention, you can call up related footage with a simple mouse gesture.

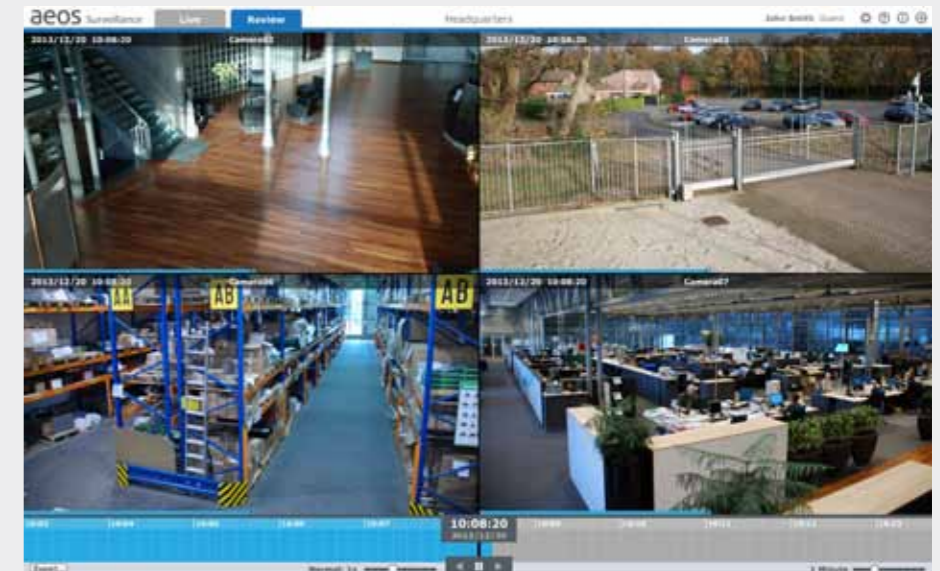


**Reliable interpretation and evidencing**

If an event needs investigating, you'll want to interpret the information regarding what's happened quickly and effectively. AEOS's review mode allows you to do just that. With a clear design and intuitive controls, you can easily navigate the relevant time period and watch recorded footage as if you're watching live images. Review mode and live mode are clearly separated though, so you always know which you're watching. And system administrators have the power to define who can see which images. If you need to provide evidence regarding an event, exporting footage is easy. And, thanks to digital hashing, its authenticity is guaranteed.

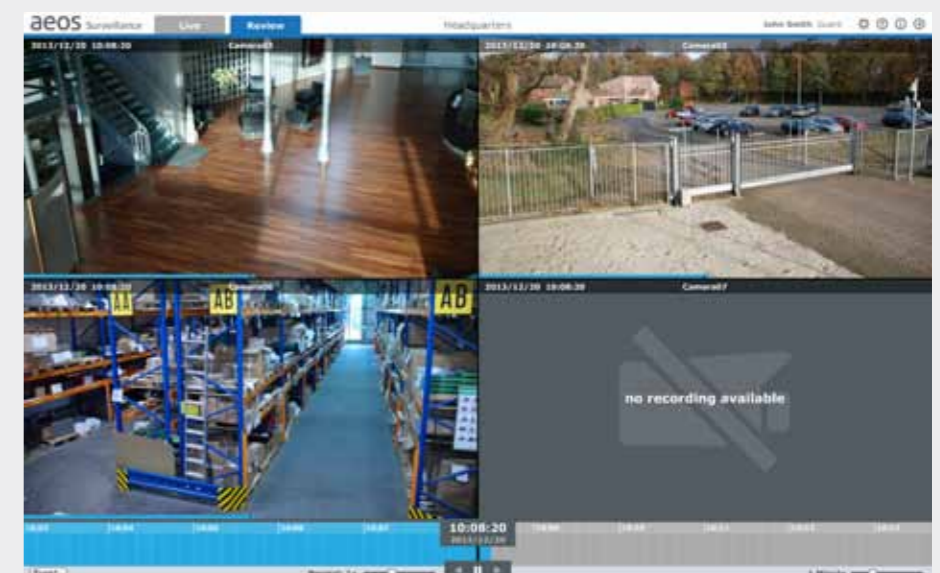
**Review mode**

The video web application's review mode shows recorded rather than live footage. It enables you to quickly access relevant images and interpret and evidence events. In review mode, you have access to the same operational panels and controls as in live mode.



**Timewheel**

The timewheel allows you to quickly and easily navigate through recordings, giving you all the relevant footage you need within seconds. When navigating, you can select the timeframe and specific cameras or views you want to see. The timewheel controls all the feeds in a view simultaneously, giving you synchronised images from different perspectives, so you can accurately interpret an event and everything leading up to it.



# AEOS Video Management

The AEOS security management platform offers many benefits that help you to improve the protection of your business, people and property. Here are some of the benefits the AEOS security management platform offers when deploying AEOS Video.

## Recorded images when you need them

Not only can you use any type of video storage with AEOS, without needing third party software or a DVR, you can manage footage exactly how you want to. You could store all footage for a specific time period, for example, or just the recordings you need.

You can also set AEOS to store footage according to your schedule or triggers such as the occurrence of events. Intrusion alarms, access events or the detection of movement, for example, can trigger the storage of footage from a pre-set duration before an event.

AEOS can also be set so the type of event or trigger determines the quality of recording and the camera's orientation and zoom. Footage linked to events, for example, is displayed and stored in high resolution, while less relevant recordings aren't.

## Intelligent operation to maximise performance

AEOS makes intelligent use of its resources so there's no compromise on quality or performance. By adjusting the quality of footage according to your client system's current demands, AEOS ensures images are always shown at the best possible quality while keeping demands on client performance as low as possible.

## Efficient footage distribution

Live footage can be shared among an unlimited number of client systems and is distributed over your network in an effective, efficient manner. This allows several people to watch live recordings at the same time, wherever they are, while ensuring your network is loaded efficiently.

## Leverage previous investments

As AEOS is based on open standards, you can easily integrate your existing hardware into AEOS Video. So you can continue using your existing cameras and storage devices. You can even integrate third party video management systems onto your AEOS platform. They'll be integrated at controller level with either a physical or virtual controller. You can then configure AEOS as if the cameras on the third party system are connected directly and use its camera streams and recordings. This allows you to maintain your previous investments while taking full advantage of the benefits offered by the AEOS platform such as central authorisation management and event interpretation.

## Effective user management

There are no limits on the number of people you can allow to operate AEOS Video. And our identity and authorisation model allows you to determine whether someone is allowed to see either live or recorded footage or both.

You can manage identities easily, even if people are based in different countries or time zones. Authorisations, for example, can be provided centrally or locally. They can be set once for all system users and operators, then applied automatically to your security systems and distributed to each site.

Using video within the AEOS security management platform, you can easily ensure that all system operators and employees comply with your security policies, wherever they are.